

From 8
Years

PLAYFULLY CLEVER

Play and fun with the
multiplication table
educational game

Fruity
Count

©Sylvi L. Art



PLAYFULLY CLEVER

Learning Game for YOU ♥



»Fruity Count« is a card game that enables playful learning of basic multiplication tables.

The educational game from PLAYING CLEVER helps children learn and practice multiplication and division up to 100 in a fun and easy way. All numbers are shown visually to make it easier for kids to understand and remember multiplication tables. The game is enjoyable, helps improve motor skills, and encourages social interaction, as it can be played by two or more people. The game was designed with an understanding of how children learn best, and care was taken to ensure that the game is enjoyable for players of all ages, and that the number of cards required to play is suitable for small children's hands.

The educational game »Fruity Count« was developed decades ago by a German artist and mother of two grown sons, when the possibility of creating a product was still a long way off. Inspired by the youngest member of the family, the game author remembered her idea from that time and thanks to the knowledge she had acquired in the meantime, she was able to put the game creation into practice with a lot of love. Before the release of the learning game, it was tested and both children and adults were delighted and very pleased with the great learning successes.

The game includes 100 pairs of cards. For each number from one to ten, there are 10 multiplication cards and 10 division cards. The cards can also be used as a memo game, which also makes them perfect for single players and for individual practice.

From 8 years

E-Mail: sylvi.l@gmx.com

Original Edition

Copyright © 2021 by Sylvi L. Art
Germany



Product description:

The size of each card is 6.5×9.7 cm. Without borders, the size 5.9×9.1 cm corresponds with conventional playing cards.

According to your preference, the cards can be cut with or without a border.

Note:

Since there may be minimal deviations when printing the front and back, the back is kept larger all around of a millimetre. Therefore, please make sure that you **cut out the cards starting from the front**.

When using pre-made laminating sheets, use the standard card size without borders.

If you would like to print out the cards with duplex function, please use the PDF file with the designation »Duplex printing«.

For card printing, a thicker paper, 250 gsm or higher, is recommended to ensure durability and to prevent the colours from shining through.

Paper should feel smooth to ensure cards can be shuffled. Photo paper is unsuitable due to its coating.

Since all printers are different, please ensure you follow the instructions displayed by your printer. There are no special print settings required.

Important is only that your printer is **not** set **borderless**, because this setting enlarges the files. Otherwise, the cards do not have their original size and the motif is not printed out completely.

Please select A4 landscape and set the print option »actual size«; then enter desired pages, such as front pages 5 – 29. When printing the back page, take care to insert the paper the right way around. Make sure to enter the number of copies and print the back one after the other.


The format is high-resolution 300 dpi, but your final print quality and colour will depend on your paper and printer.

A test printing is recommended before you print out all pages.

If you have any further questions, please write to:

sylvi.l@gmx.com

Sylvi L. Art accepts no responsibility for how you use this game and information, and will not be liable for damages of any kind. This game does not replace schooling, an educator, or a therapist.



Cutting template:

Blue line: 6.5×9.7 cm

Green line: 5.9×9.1 cm

Exemplary



Fruity Count is a card game for two or more players with the aim of collecting as many pairs of cards as possible. The player collecting the most card pairs is the winner. The minimum number of cards required to play is 20 cards (10 pairs) per player. The youngest player may start the first round, and the loser may start on each subsequent round. If the game ended in a tie, the youngest player starts again.

Preparation:

Select the pairs you want to use from the 100 pairs of cards. If children have no knowledge yet, you might want to start with the one- and two-times table cards, moving on to three and four once the easier ones have been learnt and so on. Children that already master the multiplication table may want to put different pairs together for the game, there are many possibilities. Also, the cards can be used as a card- or memo game.

Fruit Count Instructions:

Shuffle the pairs of cards well that you have selected for the game.

Each person receives five cards, placing them face down. Throughout the game, this number remains the same. Each player holds the cards fanned out and does not show them to the other players. The game moves in a clockwise direction.

The remaining cards are placed face down in front of the players in a stack.

Each player in turn draws two cards from the stack. The players look to see if they can form a pair from the five cards and/or the two new cards. If yes, the cards are placed face up with the announcement of the card labels (e.g. $10 \times 10 = 100$ / $100 \div 10 = 10$) and the player keeps the pair.

After which two cards are drawn again and the game continues until the player cannot find another pair. Then it is the next player's turn.


Note: If the player has two pairs, he draws four cards from the stack so that he has five cards again.

The most important rule:

If the player forgets to make the announcement, the cards must be placed back on the stack, and the next person to pick two cards receives this pair.

If a player draws two cards and cannot form a pair, they are placed face up next to the face down pile. When the stack of cards is used up, the discarded pile (face up) is shuffled and turned into the new stack to draw cards from. The game continues until there are no cards left, and each player only has the cards left in their hand.

Pile (face down)
to draw the cards



Pile (face up)
to discard the cards
that do not match

The rules for the last pairs of cards depend on the number of players.

Two players: each of their cards are laid in parallel rows, face down on the table, that the players can turn over one card from both rows.

The player who has won the last pair of cards from the stack is the first to turn over one card from each row. If the two cards match, then the player wins the pair and continues playing. If they do not match, the player turns the cards back over. Now the other player can turn over one card from each row. If the player forgets the announcement of the card labels, the pair of cards is given to the other player and they continue the game.

Three players or more: each player holds their cards and draws one card from the next player, moving in a clockwise direction. The player that has collected matching pairs continues playing until the cards do not match.

But if the player forgets to announce the card labels, the pair of cards are given back to the player from which the cards were drawn, and they can continue the game. When a player has run out of cards, their game is over. The last two players proceed with the remaining cards as described above.

The game is over when all the cards have been matched, and the player with the most card pairs wins. The loser can start the next game.

Have fun and enjoy playing and learning!





$$1 \times 1 = 1$$



$$2 \times 1 = 2$$



$$3 \times 1 = 3$$



$$4 \times 1 = 4$$



$$1 \div 1 = 1$$




$$2 \div 1 = 2$$




$$3 \div 1 = 3$$




$$4 \div 1 = 4$$




$$5 \times 1 = 5$$




$$6 \times 1 = 6$$




$$7 \times 1 = 7$$




$$8 \times 1 = 8$$




$$5 \div 1 = 5$$




$$6 \div 1 = 6$$




$$7 \div 1 = 7$$



$$8 \div 1 = 8$$



$$9 \times 1 = 9$$




$$10 \times 1 = 10$$




$$1 \times 2 = 2$$



$$2 \times 2 = 4$$



$$9 \div 1 = 9$$



$$10 \div 1 = 10$$




$$2 \div 2 = 1$$




$$4 \div 2 = 2$$



$$3 \times 2 = 6$$



$$4 \times 2 = 8$$




$$5 \times 2 = 10$$




$$6 \times 2 = 12$$



$$6 \div 2 = 3$$




$$8 \div 2 = 4$$



$$10 \div 2 = 5$$




$$12 \div 2 = 6$$




$$7 \times 2 = 14$$




$$8 \times 2 = 16$$



$$9 \times 2 = 18$$




$$10 \times 2 = 20$$




$$14 \div 2 = 7$$



$$16 \div 2 = 8$$



$$18 \div 2 = 9$$



$$20 \div 2 = 10$$



$$1 \times 3 = 3$$



$$2 \times 3 = 6$$



$$3 \times 3 = 9$$



$$4 \times 3 = 12$$



$$3 \div 3 = 1$$




$$6 \div 3 = 2$$




$$9 \div 3 = 3$$




$$12 \div 3 = 4$$




$$5 \times 3 = 15$$




$$6 \times 3 = 18$$




$$7 \times 3 = 21$$




$$8 \times 3 = 24$$




$$15 \div 3 = 5$$




$$18 \div 3 = 6$$




$$21 \div 3 = 7$$




$$24 \div 3 = 8$$




$$9 \times 3 = 27$$




$$10 \times 3 = 30$$




$$1 \times 4 = 4$$




$$2 \times 4 = 8$$




$$27 \div 3 = 9$$




$$30 \div 3 = 10$$




$$4 \div 4 = 1$$




$$8 \div 4 = 2$$




$$3 \times 4 = 12$$




$$4 \times 4 = 16$$




$$5 \times 4 = 20$$




$$6 \times 4 = 24$$




$$12 \div 4 = 3$$




$$16 \div 4 = 4$$



$$20 \div 4 = 5$$




$$24 \div 4 = 6$$




$$7 \times 4 = 28$$




$$8 \times 4 = 32$$



$$9 \times 4 = 36$$




$$10 \times 4 = 40$$




$$28 \div 4 = 7$$




$$32 \div 4 = 8$$





$$36 \div 4 = 9$$






$$40 \div 4 = 10$$







$$1 \times 5 = 5$$




$$2 \times 5 = 10$$





$$3 \times 5 = 15$$






$$4 \times 5 = 20$$







$$5 \div 5 = 1$$




$$10 \div 5 = 2$$




$$15 \div 5 = 3$$




$$20 \div 5 = 4$$




$$5 \times 5 = 25$$




$$6 \times 5 = 30$$




$$7 \times 5 = 35$$




$$8 \times 5 = 40$$



$$25 \div 5 = 5$$



$$30 \div 5 = 6$$



$$35 \div 5 = 7$$



$$40 \div 5 = 8$$




$$9 \times 5 = 45$$




$$10 \times 5 = 50$$




$$1 \times 6 = 6$$



$$2 \times 6 = 12$$




$$45 \div 5 = 9$$



$$50 \div 5 = 10$$



$$6 \div 6 = 1$$



$$12 \div 6 = 2$$



$$3 \times 6 = 18$$



$$4 \times 6 = 24$$



$$5 \times 6 = 30$$



$$6 \times 6 = 36$$



$$18 \div 6 = 3$$



$$24 \div 6 = 4$$



$$30 \div 6 = 5$$




$$36 \div 6 = 6$$



$$7 \times 6 = 42$$




$$8 \times 6 = 48$$



$$9 \times 6 = 54$$




$$10 \times 6 = 60$$



$$42 \div 6 = 7$$



$$48 \div 6 = 8$$



$$54 \div 6 = 9$$



$$60 \div 6 = 10$$



$$1 \times 7 = 7$$



$$2 \times 7 = 14$$



$$3 \times 7 = 21$$



$$4 \times 7 = 28$$



$$7 \div 7 = 1$$



$$14 \div 7 = 2$$



$$21 \div 7 = 3$$



$$28 \div 7 = 4$$



$$5 \times 7 = 35$$



$$6 \times 7 = 42$$



$$7 \times 7 = 49$$



$$8 \times 7 = 56$$



$$35 \div 7 = 5$$



$$42 \div 7 = 6$$



$$49 \div 7 = 7$$



$$56 \div 7 = 8$$




$$9 \times 7 = 63$$



$$10 \times 7 = 70$$



$$1 \times 8 = 8$$



$$2 \times 8 = 16$$




$$63 \div 7 = 9$$



$$70 \div 7 = 10$$



$$8 \div 8 = 1$$



$$16 \div 8 = 2$$



$$3 \times 8 = 24$$



$$4 \times 8 = 32$$



$$5 \times 8 = 40$$



$$6 \times 8 = 48$$



$$24 \div 8 = 3$$




$$32 \div 8 = 4$$




$$40 \div 8 = 5$$




$$48 \div 8 = 6$$




$$7 \times 8 = 56$$




$$8 \times 8 = 64$$




$$9 \times 8 = 72$$




$$10 \times 8 = 80$$




$$56 \div 8 = 7$$



$$64 \div 8 = 8$$



$$72 \div 9 = 8$$



$$80 \div 8 = 10$$



$$1 \times 9 = 9$$



$$2 \times 9 = 18$$



$$3 \times 9 = 27$$



$$4 \times 9 = 36$$




$$9 \div 9 = 1$$




$$18 \div 9 = 2$$




$$27 \div 9 = 3$$




$$36 \div 9 = 4$$




$$5 \times 9 = 45$$




$$6 \times 9 = 54$$




$$7 \times 9 = 63$$




$$8 \times 9 = 72$$




$$45 \div 9 = 5$$




$$54 \div 9 = 6$$




$$63 \div 9 = 7$$



$$72 \div 9 = 8$$



$$9 \times 9 = 81$$




$$10 \times 9 = 90$$




$$1 \times 10 = 10$$



$$2 \times 10 = 20$$



$$81 \div 9 = 9$$



$$90 \div 9 = 10$$



$$10 \div 10 = 1$$



$$20 \div 10 = 2$$



$$3 \times 10 = 30$$



$$4 \times 10 = 40$$



$$5 \times 10 = 50$$



$$6 \times 10 = 60$$



$$30 \div 10 = 3$$




$$40 \div 10 = 4$$




$$50 \div 10 = 5$$




$$60 \div 10 = 6$$




$$7 \times 10 = 70$$




$$8 \times 10 = 80$$




$$9 \times 10 = 90$$




$$10 \times 10 = 100$$




$$70 \div 10 = 7$$



$$80 \div 10 = 8$$



$$90 \div 10 = 9$$



$$100 \div 10 = 10$$

Fruity
Count



Fruity
Count



Fruity
Count



Fruity
Count



Fruity
Count



Fruity
Count



Fruity
Count



Fruity
Count



Learning with fun
makes you
playfully clever ...



PLAYFULLY CLEVER

Play and fun with the
multiplication table
educational game



©Sylvia L. Art

